

User MANUAL

Jaivik kheti Portal

MSTC Ltd.

Feb 2019

Revision Sheet

Release No.	Date	Revision Description
Rev. 0	11/12/2018	User's Manual Jaivik Kheti version 0 and Checklist
Rev. 1	07/12/2018	User's Manual Jaivik Kheti version 1 and Checklist
Rev. 2	02/01/2019	User's Manual Jaivik Kheti version 2 and Checklist



I have carefully assessed the User's Manual for Jaivik Kheti. This document has been completed in accordance with the requirements of System Development Methodology.

We fully accept the changes as needed improvements and authorize initiation of work to proceed. Based on our authority and judgment, the continued operation of this system is authorized.

NAME
Project Leader

DATE

NAME
Operations Division Director

DATE

NAME
Program Area/Sponsor Representative

DATE

NAME
Program Area/Sponsor Director

DATE

USER'S MANUAL

TABLE OF CONTENTS

	<u>Page #</u>
1.0 GENERAL INFORMATION	1
1.1 Authorized Use Permission.....	1
1.2 Points of Contact.....	1
1.2.1 Information	1
1.2.2 Coordination	1
1.2.3 Help Desk	1
1.3 Organization of the Manual.....	1
1.4 Acronyms and Abbreviations	1
2.0 SYSTEM SUMMARY.....	3
2.1 JAIVIKKHETI pORTAL SUMMARY	3
2.2 System Configuration.....	3
2.3 User Access Levels.....	3
3.0 GETTING STARTED.....	4
3.1 User Registration	4
3.1.1 Farmer Registration:.....	4
3.1.2 Local Group Registration:	4
3.1.3 Input Supplier:.....	4
3.2 Logging On.....	4
3.2.1 [Upload Crop]	4
3.3 Changing User ID and Password	1
3.4 Forgot Password	1
3.5 Exit System.....	1
4.0 USING the SYSTEM (ONline).....	1
4.1 Farmer Registration	1
4.2 PGS Farmer Registration	4
4.3 Local Group Registration:	7
4.4 Input Supplier Registration:.....	12
5.0 Activation / Rejection of farmer, Farmer GROUP, INPUT Supplier.....	14
5.1 Activate Farmer	14
5.2 Activate Group.....	16
5.3 Activate Input Supplier	18
5.4 Crop Activation.....	19

6.0	<i>Knowledge Management</i>	20
6.1	Knowledge Repository Content Upload	20
6.2	Knowledge Management	21
7.0	<i>Knowledge Management Input Supplier</i>	23
8.0	<i>Crop Upload</i>	23
9.0	<i>Buyer Guide</i>	27
10.0	<i>BIDDING</i>	30
10.1	Forward Bidding	30
10.2	Book Building	30
10.3	Reverse Bidding	31
10.4	Price Quantity Bidding	31
A.	<i>Appendix</i>	34

1.0 GENERAL INFORMATION

1.0 GENERAL INFORMATION

1.1 Authorized Use Permission

MSTC provides you with access to a variety of resources on this website ("Web Site"), including documentation and other product information (collectively the "Documentation"), download areas, communication forums, and other services (collectively "Services"), software, including developer tools and sample code (collectively "Software"), and Application Program Interface information ("APIs"). The Documentation, Services, Software, and APIs (including any updates, enhancements, new features, and/or the addition of any new Web properties to the Web Site), are subject to the following Terms of Use ("TOU"), unless we have provided those items to you under more specific terms, in which case, those more specific terms will apply to the relevant item. Microsoft reserves the right to update the TOU at any time without notice to you. The most current version of the TOU can be reviewed by clicking on the "Terms of Use" hyperlink located at the bottom of our Web pages.

1.2 Points of Contact

1.2.1 Information

The points of organizational contact (POCs) that may be needed by the document user for informational and troubleshooting purposes. Seller as well as buyer can raise grievance on jaivik kheti portal, you can also touch with us using helpdesk.

1.2.2 Coordination

The list of organizations that require coordination between the project and its specific support function (e.g., installation coordination, security, etc.) are currently not available.

1.2.3 Help Desk

Help desk information including responsible personnel phone numbers and Email Address for emergency assistance.

1.3 Organization of the Manual

User's Manual v3.

1.4 Acronyms and Abbreviations

Provide a list of the acronyms and abbreviations used in this document and the meaning of each.

App:	Application
KM:	Knowledge Management
MS:	Microsoft
Wiki:	Wikipedia
WP:	Windows Platform

2.0 SYSTEM SUMMARY

2.0 SYSTEM SUMMARY

2.1 JAIVIKKHETI PORTAL SUMMARY

Jaivikkheti portal is a one stop solution for facilitating organic farmers to sell their organic product and promoting organic farming and its benefits. This portal caters various stakeholders like regional councils, local groups, individual farmers, buyers, and input suppliers. Details of local groups and farmers are fetched from PGS portal as details like farm output and crop details are readily available in PGS portal.

After registering, local groups and individual farmers can upload their products for online selling in the portal. They can fix the price, quantity, stocks, delivery charges and images of their products. They can also edit their existing products. Farmers are informed via messages and emails during various stages of product purchase to delivery. Sellers will receive their payment in their bank account within a pre-defined interval.

Buyers can view all the available products by visiting “e-bazaar” link of the portal. Facilities like online payment, order tracking, invoice details etc. are also available in the portal. Buyers can purchase their products at their own favorable price through enquiry based system. They may also raise future demands.

Knowledge repository section of the portal includes case studies, videos, and best farming practices, success stories and other material related to organic farming to facilitate and promote organic farming.

The portal also provides various price discovery mechanisms for sellers/buyers to get the right price for their products through enquiry based system, forward auction, price-quantity bidding, book building and reverse auctions.

Input suppliers also can register themselves in jaivikkheti portal, once they got verified; they can upload their Products with images, which will get displayed in the portal after proper verification.

OTHER SPECIAL FEATURES:

- Secured online payment facility
- Price discovery mechanisms through various E-auctions
- Demand based enquiry system
- 100% PGS certified genuine products
- Integration with FSSAI
- Grievance Redress Mechanism
- Helpdesk

2.2 System Configuration

Windows features a new user interface, based upon Microsoft's Windows design system. The home screen, called the "Landing screen", is made up of "Tiles". Tiles are links to applications, features, functions and individual items (such as contacts, web pages, applications or media items). Users can add their Crop, Tiles are dynamic and update in real time -

2.3 User Access Levels

Below are the lists of user based on their role.

- 1) Admin:
 - a. Approve user (Non-PGS)
 - b. Approve Crop (Non-PGS)
 - c. Approve Farm (Non-PGS)
 - d. Activate/De-active User/Crop/Farm
 - e. Activate/View/Search Group
 - f. Upload KM
 - g. View/Approve Input Supplier
 - h. Upload/View News/Event/Announcement
 - i. Forgot Password
- 2) Farmer:
 - a. Register
 - b. Upload/View Farm Details
 - c. Upload/View Product
 - d. Upload/Deactivate/View Stock
 - e. Accept order
 - f. Confirm Delivery
 - g. Give Enquiry Response
 - h. Accept Enquiry Response
 - i. Forgot Password
 - j. Change Password
- 3) Farmer Group:
 - a. View Profile Information
 - b. Manage Account Details
 - c. Create New Group
 - d. Add farmer in Group
 - e. Upload/ View Farm details
 - f. Upload/View Crop Details
 - g. Activate/De-active user of their Group
 - h. Upload Product of their respective Group
 - i. Accept order
 - j. Confirm Delivery
 - k. Give Enquiry Response
 - l. Accept Enquiry Response

- m. Forgot Password
 - n. Change Password
 - o. Create/View Blog
 - p. View Future Demand
- 4) Input Supplier:
- a. Register
 - b. Upload their Product
 - c. Forgot Password
 - d. Change Password
 - e. View Uploaded Product
 - f. Add New Product
- 5) Buyer:
- a. Register
 - b. Buy Product
 - c. Give/View Enquiry
 - d. Accept Enquiry Response
 - e. Forgot Password
 - f. Place Future Demand
 - g. Add Address
 - h. My Order
 - i. View Cart
- 6) All User
- a. Add/View Grievance

Note:

- 1). Non-PGS's user required Admin Approval for their registration, Crop upload, farm upload etc.
- 2). Input Supplier & their products will appear on jaivik khedi Portal once it approved by Admin

3.0 GETTING STARTED

3.0 GETTING STARTED

3.1 User Registration

3.1.1 Farmer Registration:

Farmer can register by providing below details:

- Personal Information
- Farm Details
- Bank Account Details

3.1.2 Local Group Registration:

- ❖ Can provide basic details of group (Group Name, Local Group Registration No)
- ❖ Team Leader's Basic Details
- ❖ Bank Account Details

3.1.3 Input Supplier:

- ✓ Basic Details
- ✓ Product Details

3.2 Logging On

User can login using their credentials (Email/Mobile No and Password)

3.2.1 [Upload Crop]

Farmer can upload their products for sell.

3.3 Changing User ID and Password

Sign in to the Website.

Click Change Password at the top of the Home page, and open the Accounts and Import tab.

Click on Change Password.

In the new window, click Change password under the Personal information option.

Enter your current password and your new password.

3.4 Forgot Password

User can reset new password by providing their details.

3.5 Exit System

Click on Logout.

4.0 USING THE SYSTEM (ONLINE)

4.0 USING THE SYSTEM (ONLINE)

URL: jaivikKheti.in

4.1 Farmer Registration

1). Click Here

Below are the screens for Farmer Registration:-

The screenshot displays the Jaivik Kheti website interface. At the top, there is a header with the Ministry of Agriculture and Farmers' Welfare logo, the Jaivik Kheti logo, and a helpdesk number. Below the header is a large banner image of farmers working in a field, with a quote by Gary Hopkins: "Our primary health care should begin on the farm and in our hearts, and not in some laboratory of the biotech and pharmaceutical companies." Below the banner are three main service icons: E-Bazaar, Knowledge Management, and Input Suppliers. Below these icons is a section titled "Statewise Registered Farmers" featuring a horizontal bar chart showing the number of registered farmers by state. To the right of the chart are three statistics: 13779 Registered Farmers, 406 Local Groups, and 108 Input Suppliers. Below the statistics is a "LATEST NEWS" section with three news items, each with a date, source (PIB), and a brief description.

Statewise Registered Farmers

State	Registered Farmers
Odisha	4200
Jharkhand	3800
Chhattisgarh	3500
Tamil nadu	3200
Daman and diu	2800
Uttar pradesh	2500
Madhya pradesh	2200
Maharashtra	2000
Rajasthan	1800
Manipur	1500
Karnataka	1200
West bengal	1000
Tripura	800
Haryana	600
Meghalaya	400
Mizoram	200
Himachal pradesh	100
Telangana	50
Gujarat	20

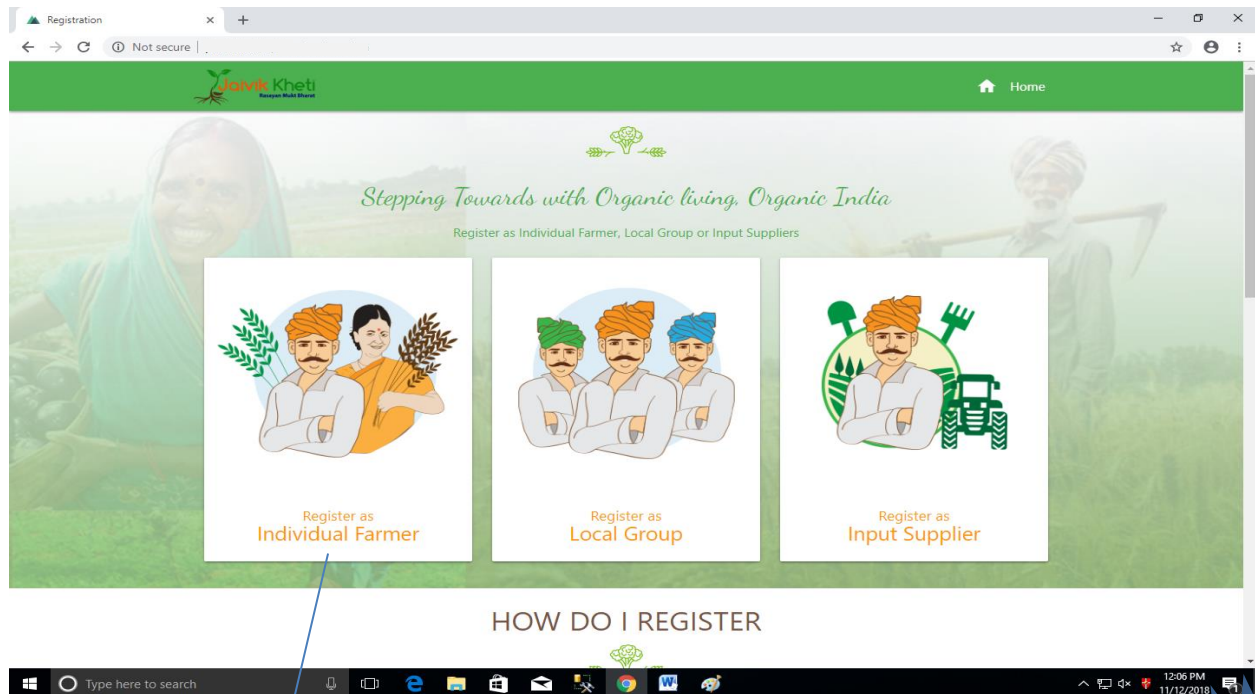
Statistics:

- 13779 Registered Farmers
- 406 Local Groups
- 108 Input Suppliers

LATEST NEWS

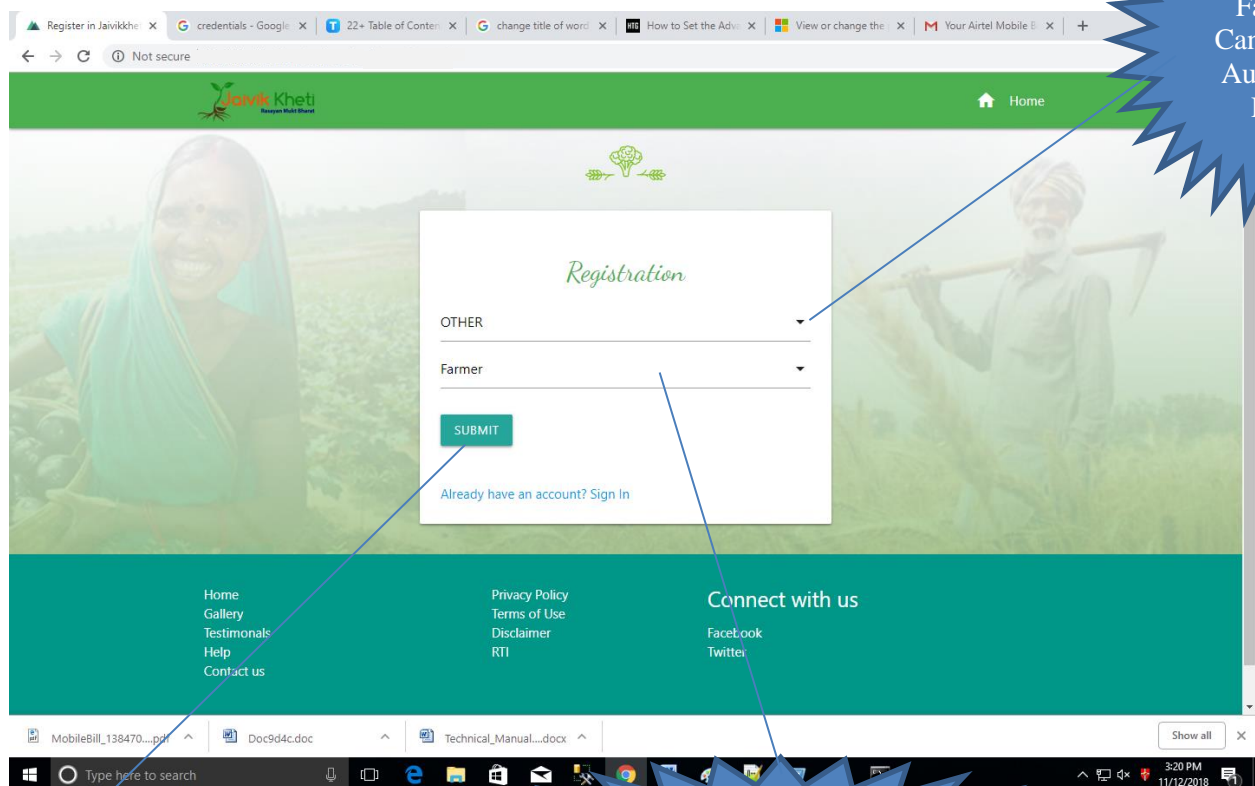
Check out our latest stories

- 01st Jan 2018** **PIB**
These Organic Farmers Prove...
- 10th Jan 2018** **PIB**
Punjab Gets 'Jaivik India Award' For...
- 15th Jan 2018** **PIB**
To promote organic farming, Goa...



2). Click on Individual farmer

PGS's
Farmer
Can Select
Authority
PGS



3). Click on Submit

Type Farmer Group in
case Farmer is associated
with group

New Farmer Registration

Basic Detail

First Name Vijay	Last Name Mallya	Gender Male
Date of Birth 23-11-1988	Email ID kingfisher@kingfisher.com	Mobile No 8909342167
Authority JAS	Certificate Number VJ456732	Category General

SAVE

Address Detail
Farm Detail

Home Privacy Policy Connect with us

4). Fill and Save Basic Details

New Farmer Registration

Address Detail

Address Line 1 Bangalore Chanllanger	State KARNATAKA	District BANGALORE
Sub District Bangalore North	Village Alur	Pincode 987654

SAVE

Farm Detail

Home Gallery Testimonials Help Contact us Privacy Policy Terms of Use Disclaimer RTI Connect with us Facebook Twitter

5). Fill and Save Address of farmer

New Farmer Registration

State: KARNATAKA District: BANGALORE Sub District: Bangalore North

Mandal/Block: ANEKAL Village: Alur Landmark: Near BSNL Office

Area of Field: 1200 Unit: Hectares LandRecord No./Survey No: 121

SUBMIT

6). Fill and Submit Farm details of farmer

Create Password

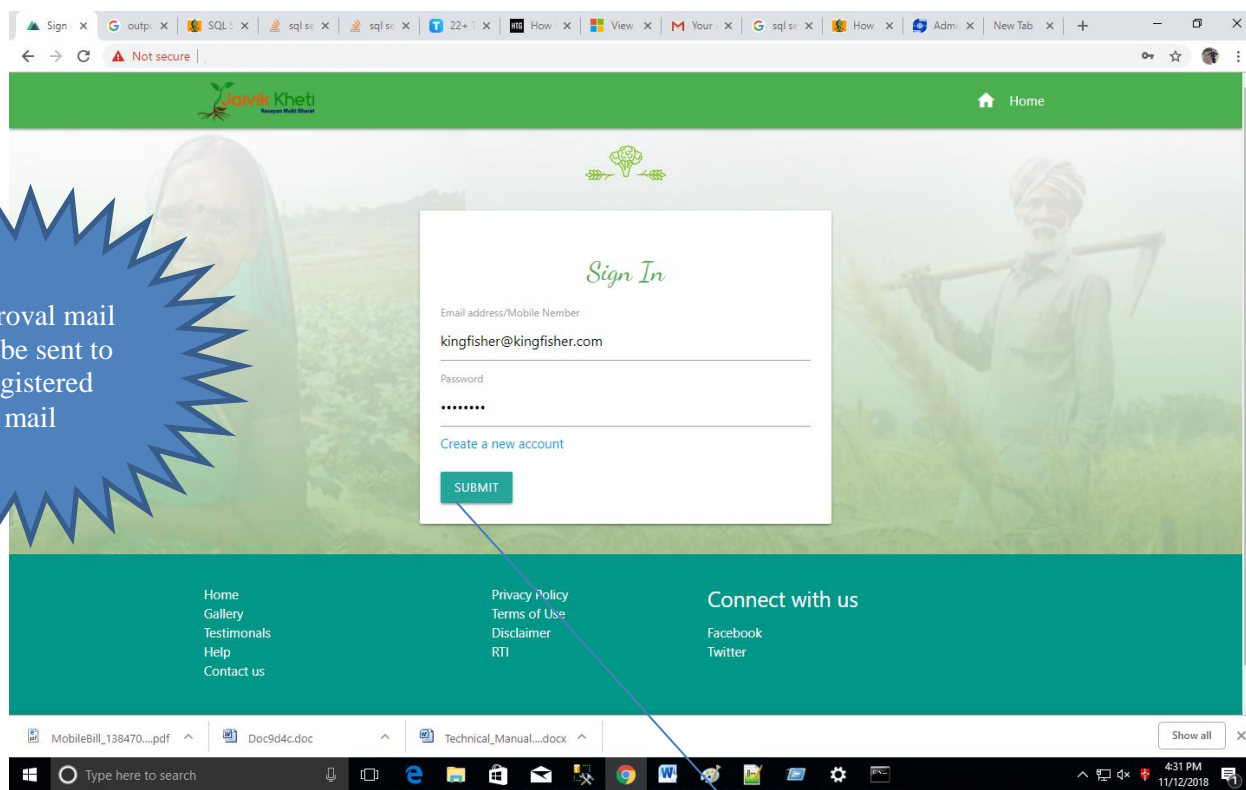
Enter a New Password: *****

Confirm Password: *****

SUBMIT

Account will activate once admin approve

7). Fill and Submit Password



8). Farmer can login using their credential

4.2 PGS Farmer Registration

The screenshot shows a web browser window with multiple tabs. The active tab is titled 'Regis'. The browser's address bar shows a 'Not secure' warning. The website has a green header with the 'Kisan Kheti' logo and a 'Home' link. The main content area features a large background image of a smiling woman in a green sari and a man in a turban holding a hoe. Overlaid on this is a white registration form titled 'Registration'. The form contains two dropdown menus labeled 'PGS' and 'Farmer', a text input field containing the number '151101988751', a green 'SUBMIT' button, and a link that says 'Already have an account? Sign In'. The footer of the website is teal and includes links for 'Home', 'Gallery', 'Testimonials', 'Help', 'Privacy Policy', 'Terms of Use', 'Disclaimer', 'RTI', and social media links for 'Facebook' and 'Twitter'. The Windows taskbar at the bottom shows several open files: 'MobileBill_138470....pdf', 'doc9d4c.doc', and 'Technical_Manual....docx'. The system clock indicates 4:50 PM on 11/12/2018.

1). Required PGS Member Code for Registration. Submit Details as shown in screen

1). PGS Member Code is mentioned in PGS-Scope Certificate to a particular Farmer.



PGS - India

A Participatory Organic Guarantee Programme
Under National Project on Organic Farming
Department of Agriculture and Cooperation
Govt of India

Certificate No. - 182000160777
Date of Issue (MM/DD/YYYY) - 12/6/2018

Scope Certificate

This is to certify that the product(s) and areas(s) of the mentioned farmer Smt. VITOLA DEVI belonging to PGS-India Group Smt. VITOLA DEVI Registered with Regional Council No PGS/NC(UP)-1382 Deputy Director Agriculture, HAMIRPUR (U.P.) are in accordance with requirements of **PGS-India National Standards For Organic Production** For the process of :

"Crop Production"

This Scope Certificate
valid from (MM/DD/YYYY) 12/6/2018 until (MM/DD/YYYY) 12/5/2019
for those product(s) and area(s) specified in the annex

The validity of this certificate solely depends on the continued compliance with the required standards and PGS-India guidelines.



Local Group :
HAMIRPUR
JAIVIK
KRASHI
SAMUH,
BIHERKA
Local Group Code :

LG2000007278

Regional Council : Deputy Director Agriculture, HAMIRPUR (U.P.)

The validity of this certificate solely depends on the continued compliance with the required standards and PGS-India guidelines.

Member Code	Member Name	Total Organic Area(Ha)	Farmer Status	Crops/Produce
113842	Smt. VITOLA DEVI	0.4	PGS GREEN	1 : SESAME (GINGELLY/TIL) (Area : 0.4 Ha)

Farmer Can Find
Member Code
in Certificate
Given by PGS

Signature of PGS India Group Leader
Local Group No. LG2000007278

Authorised by :
Deputy Director Agriculture, HAMIRPUR (U.P.)
Regional Council for PGS in UTTAR PRADESH
Authorisation No. - PGS/NC(UP)-1382
Date - 12/6/2018



HOME | ABOUT US | RTI | FAQ | SYSTEM USER GUIDELINES | CONTACT US | NATIONAL CENTRE OF ORGANIC FARMING | DISCLAIMER

This Website belongs to Department of Agriculture & Cooperation, Ministry of Agriculture and Farmers Welfare, Government of India
Designed & Developed by Agriculture Informatics Division, National Informatics Centre, Ministry of Communication and IT, Govt. of India

Registration

PGS

Farmer

151101988751

SUBMIT

An OTP has been sent to your Linked Mobile Number.

Enter OTP

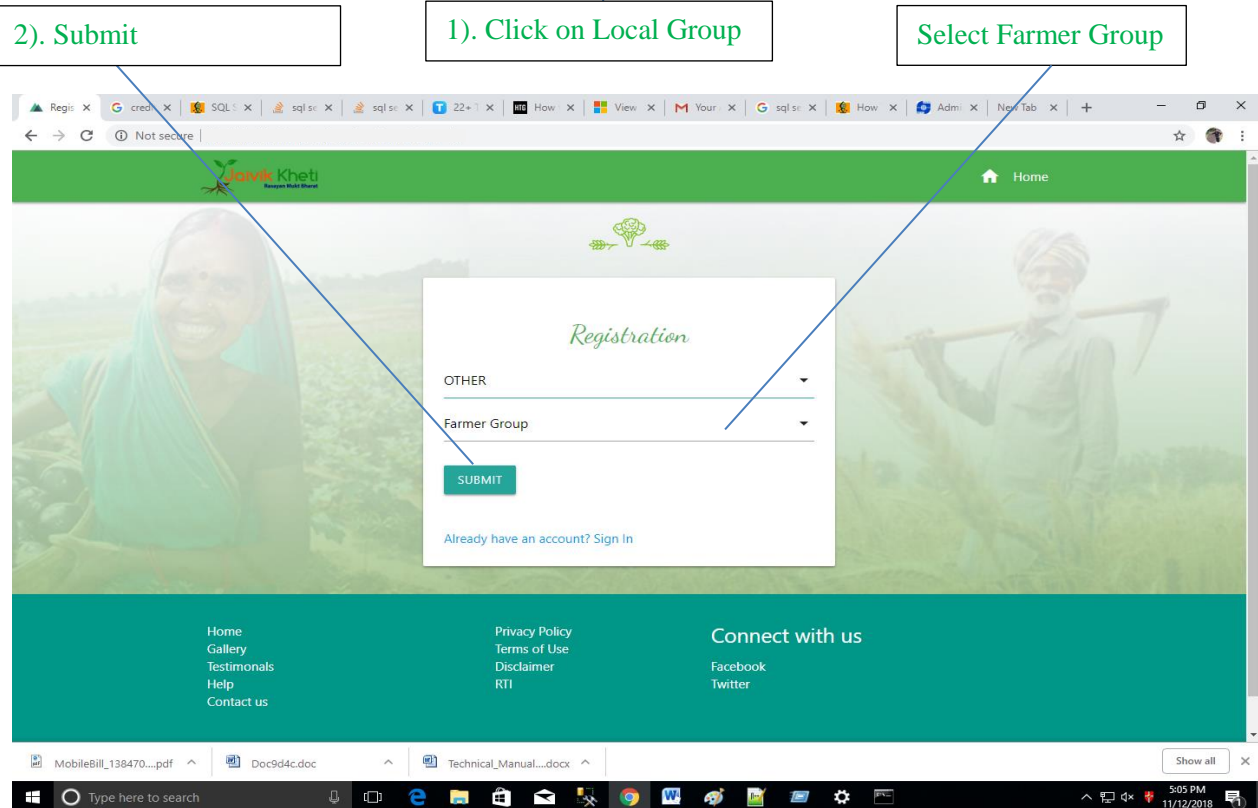
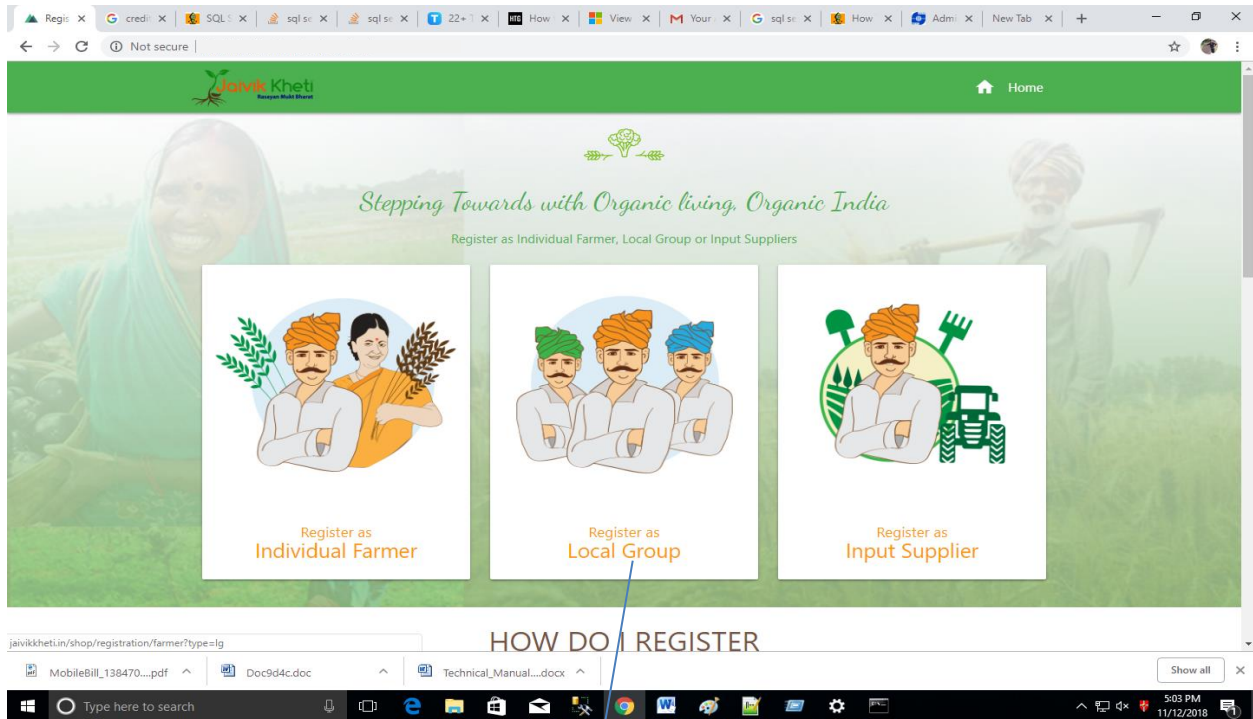
SUBMIT OTP

Already have an account? Sign In

2). OTP will send to registered email Id and Mobile associated PGS Portal, in case no email configured then System will redirect to PGS Portal to update Email.

Account will Activated after successful OTP Validation.

4.3 Local Group Registration:



Group Detail

Group Registration Name: LG20181118

Group Name: AATAKUNTAMMA

SAVE

Group Leader Detail

Group Leader Address Detail

Group Leader Farm Detail

Home | Gallery | Testimonials | Privacy Policy | Terms of Use | Disclaimer | Connect with us | Facebook

3). Enter Group Details & Click on Save

Group Leader Detail

First Name: narendra

Last Name: Modi

Gender: Male

Date of Birth: 28-11-2008

Email ID: modiForWin@gmail.com

Mobile No: 9876543218

Authority: EU

Certificate Number: LG90876543

Category: General

SAVE

Group Leader Address Detail

Group Leader Farm Detail

4). Enter Group Leader's Details & Click on Save

Group Detail

Group Leader Detail

Group Leader Address Detail

Group Leader Farm Detail

Address Line 1
kushi nagar

State
GUJARAT

District
GANDHINAGAR

Sub District
Gandhinagar

Village
Chandrala

Pincode
876543

SAVE

Home
Gallery
Testimonials
Help
Contact Us

Privacy Policy
Terms of Use
Disclaimer
RTI

Connect with us
Facebook
Twitter

5). Enter Group Leader's Address & Click on Save

Group Leader Detail

Group Leader Address Detail

Group Leader Farm Detail

State
GUJARAT

District
GANDHINAGAR

Sub District
Gandhinagar

Mandal/Block
GANDHINAGAR

Village
Alampur

Landmark
near jamia masjid

Area of Field
123

Unit
Hectares

LandRecord No/Survey No
2345

SUBMIT

Home
Gallery
Testimonials
Help
Contact Us

Privacy Policy
Terms of Use
Disclaimer
RTI

Connect with us
Facebook
Twitter

6). Enter Group Leader's Farm & Click on Submit

Page will redirect to create password

Account will activate once admin approve

Approval mail will be sent to Registered mail

7). Enter password & Click on Submit

Local Group Registration For PGS:

Farmer Group must be agree with Terms

1). Select PGS for PGS-Local Group

2). Select Farmer Group

3). Enter Group Registration No.

Note: PGS Group can be register using Group Registration No. as given below:




PGS - India

A Participatory Organic Guarantee Programme
Under National Project on Organic Farming
Department of Agriculture and Cooperation
Govt of India

Certificate No. - 182000160777
Date of Issue (MM/DD/YYYY) - 12/6/2018

Scope Certificate

This is to certify that the product(s) and areas(s) of the mentioned farmer Smt. VITOLA DEVI belonging to PGS-India Group Smt. VITOLA DEVI Registered with Regional Council No PGS/NC(UP)-1382 Deputy Director Agriculture, HAMIRPUR (U.P.) are in accordance with requirements of

PGS-India National Standards For Organic Production

For the process of :

"Crop Production"

This Scope Certificate
valid from (MM/DD/YYYY) 12/6/2018 until (MM/DD/YYYY) 12/5/2019
for those product(s) and area(s) specified in the annexe

The validity of this certificate solely depends on the continued compliance with the required standards and PGS-India guidelines.

Group Registration No.



Local Group :
HAMIRPUR
JAIVIK
KRASHI
SAMUH,
BIHERKA
Local Group Code :

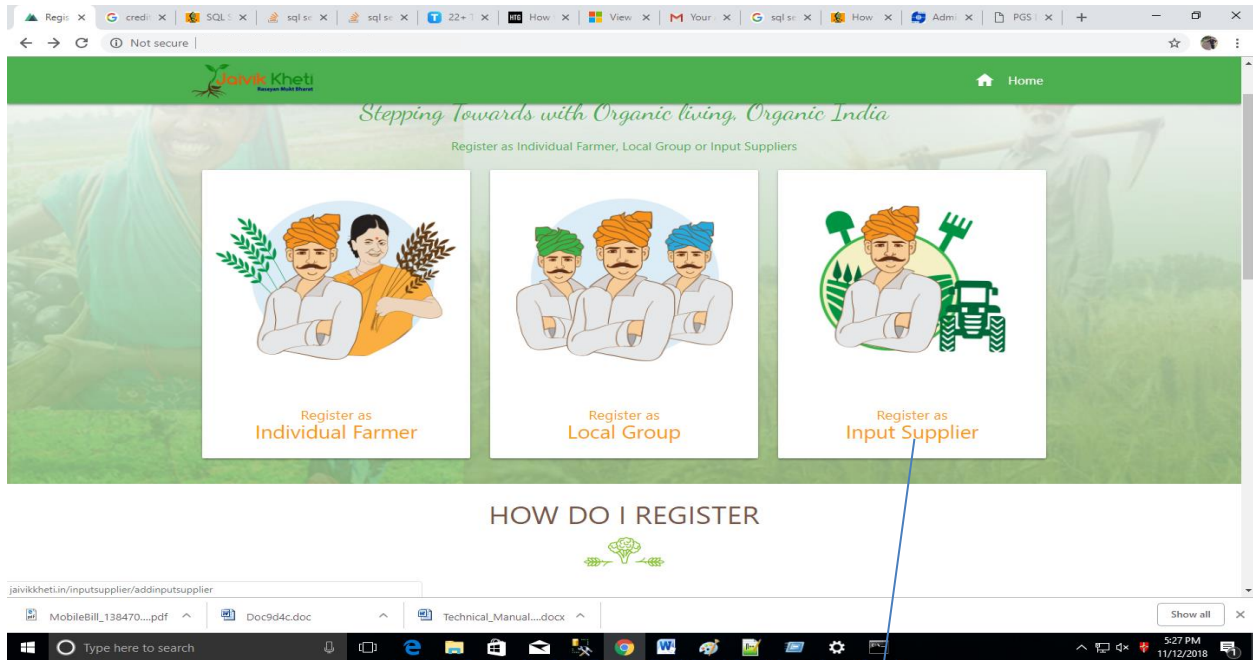
LG2000007278
Regional Council : Deputy Director Agriculture, HAMIRPUR (U.P.)
The validity of this certificate solely depends on the continued compliance with the required standards and PGS-India guidelines.

Member Code	Member Name	Total Organic Area(Ha)	Farmer Status	Crops/Produce
113842	Smt. VITOLA DEVI	0.4	PGS GREEN	1 : SESAME (GINGELLY/TIL) (Area : 0.4 Ha)

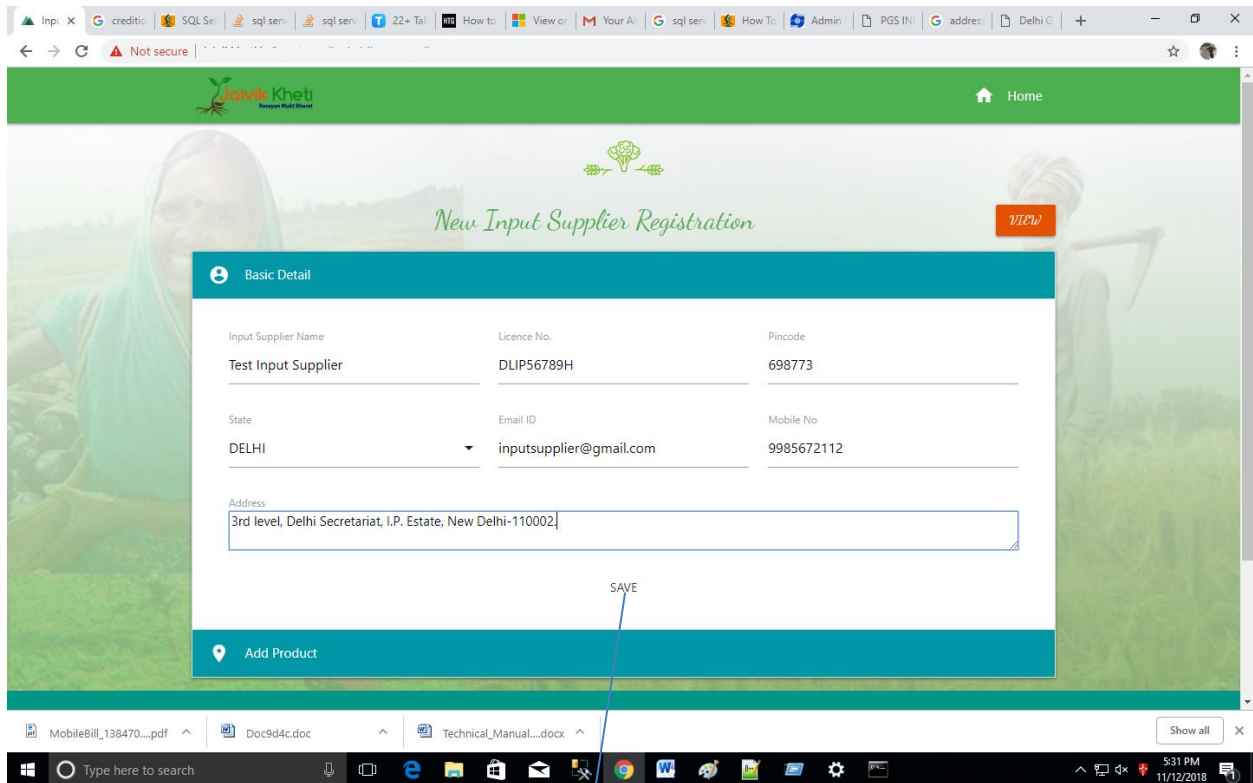
Signature of PGS India Group Leader
Local Group No. LG2000007278

Authorised by :
Deputy Director Agriculture, HAMIRPUR (U.P.)
Regional Council for PGS in UTTAR PRADESH
Authorisation No. - PGS/NC(UP)-1382
12/6/2018

4.4 Input Supplier Registration:



1). Click on Input Supplier



2). Save Basic Details of Input Supplier

New Input Supplier Registration

Basic Detail

Add Product

Category: Organic Fertilizers

Product: Vermicompost

SUBMIT

Home
Gallery
Testimonials
Help
Contact us

Privacy Policy
Terms of Use
Disclaimer
RTI

Connect with us
Facebook
Twitter

Developed by MSTC Ltd

3). Add Product Details of Input Supplier and Submit

Create password for Account

Create Password

Enter a New Password

Minimum 8 characters

Confirm Password

Confirm Password

SUBMIT

Approval mail will be sent to Registered mail

Account will activate once admin approve

Home
Gallery
Testimonials
Help
Contact us

Privacy Policy
Terms of Use
Disclaimer
RTI


Connect with us
Facebook
Twitter

Developed by MSTC Ltd

7). Enter password & Click on Submit

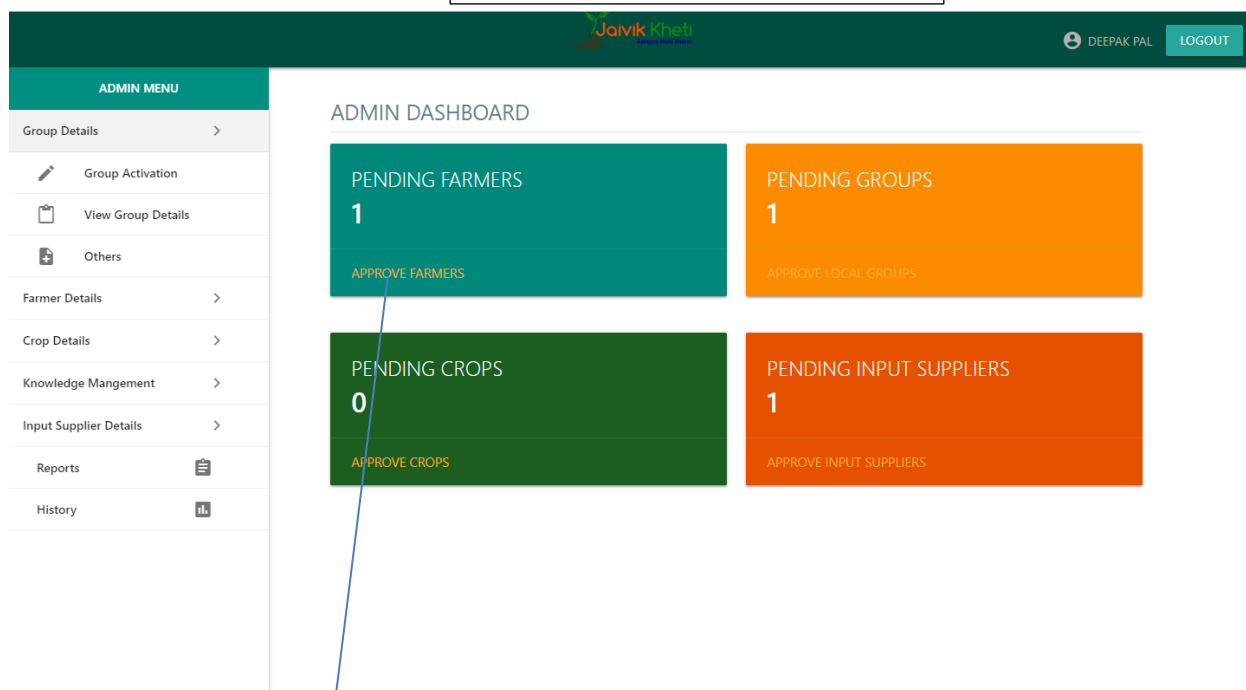
5.0 ACTIVATION / REJECTION OF FARMER, FARMER GROUP, INPUT SUPPLIER

5.1 Activate Farmer



The image shows the Jaivik Kheti Admin Login page. The header features the Jaivik Kheti logo with the tagline 'Rasayan Mukh Bharat'. The login form is titled 'Jaivik Kheti Admin Login' and includes fields for 'User Name' (dkpal@mstcindia.co.in), 'Password' (masked with dots), and a 'Captcha' (UUJHC). A 'LOGIN' button is located at the bottom right of the form. The footer contains links for 'Home', 'Gallery', 'Testimonials', 'Privacy Policy', 'Terms of Use', 'Disclaimer', and 'Connect with us' (Facebook).

1). Enter password & Click on Submit



The image shows the Jaivik Kheti Admin Dashboard. The header includes the Jaivik Kheti logo, the user name 'DEEPAK PAL', and a 'LOGOUT' button. The left sidebar contains an 'ADMIN MENU' with options: 'Group Details', 'Group Activation', 'View Group Details', 'Others', 'Farmer Details', 'Crop Details', 'Knowledge Mangement', 'Input Supplier Details', 'Reports', and 'History'. The main content area is titled 'ADMIN DASHBOARD' and displays four cards: 'PENDING FARMERS' (1), 'PENDING GROUPS' (1), 'PENDING CROPS' (0), and 'PENDING INPUT SUPPLIERS' (1). Each card has an 'APPROVE' button. A blue line points from the 'APPROVE FARMERS' button to the next instruction box.

1). Click on Approve Farmers

ADMIN MENU

- Group Details >
- Farmer Details >
- Crop Details >
- Knowledge Mangement >
- Input Supplier Details >
- Reports
- History

FARMER ACTIVATION

VIEW	FARMER NAME	CERTIFYING AUTHORITY	CERTIFICATE NO.	ENTRY DATE
	Vijay Mallya	JAS	VJ456732	Nov 12 2018 3:42PM

Search fields: FARMER NAME, AUTHORITY NAME, CERTIFICATE NO.

2). Click on view image

ADMIN MENU

- Group Details >
- Farmer Details >
- Crop Details >
- Knowledge Mangement >
- Input Supplier Details >
- Reports
- History

FARMER DETAILS

[< Back](#) [Farmer Activation >](#)

Personal Details

Name: Vijay Mallya
Gender: Male
Mobile No: 8909342167
email: kingfisher@kingfisher.com

Address Details

Address: Bangalore Chanlanger
PIN: 987654
State Name: KARNATAKA
District Name: BANGALORE
Village Name: Alur
Mandal Block:
Gram Panchayat: Test

Farm Details

Village Name	Tehsil	Total Area	Landmark	Land Record/Survey No.
Alur	ANEKAL	1200-Hectares	Near BSNL Office	121

[APPROVE](#) [CANCEL](#)

3). Click on Approve

4). Click on Cancel for Reject Farmer

Note: Admin will Receive Confirmation message once Farmer Activated/Rejected

5.2 Activate Group

The screenshot shows the Admin Dashboard with a sidebar menu and four main cards. A blue line points from the 'APPROVE LOCAL GROUPS' button on the 'PENDING GROUPS' card to a callout box.

ADMIN MENU

- Group Details >
- Group Activation
- View Group Details
- Others
- Farmer Details >
- Crop Details >
- Knowledge Mangement >
- Input Supplier Details >
- Reports
- History

ADMIN DASHBOARD

- PENDING FARMERS**
1
APPROVE FARMERS
- PENDING GROUPS**
1
APPROVE LOCAL GROUPS
- PENDING CROPS**
0
APPROVE CROPS
- PENDING INPUT SUPPLIERS**
1
APPROVE INPUT SUPPLIERS

1). Click on Approve Local Group

The screenshot shows the Local Group Activation page. A blue line points from the 'view' icon in the first row of the table to a callout box.

LOCAL GROUP ACTIVATION

VIEW	LOCAL GROUP NAME	GROUP LEADER NAME	CERTIFYING AUTHORITY	REGISTRATION NO.	ENTRY DATE
<input checked="" type="checkbox"/>	AATAKUNTAMMA	narendra Modi	EU	LG90876543	Nov 12 2018 5:20PM

Below the table, there is a search bar and a table with headers: GROUP NAME, GROUP LEADER NAME, AUTHORITY NAME, and CERTIFICATE NO.

2). Click on view

ADMIN MENU

Group Details >
Farmer Details >
Crop Details >
Knowledge Mangement >
Input Supplier Details >
Reports
History

← Back

→ Group Activation

Group Details

Group Name: AATAKUNTAMMA
Registration No.: LG20181118
Name: narendra Modi
Gender: Male
Mobile No: 9876543218
email: modiForWin@gmail.com

Address Details

Address: kushi nagar
PIN: 876543
State Name: GUJARAT
District Name: GANDHINAGAR
Village Name: Chandrala
Mandal Block: MEHGAON
Gram Panchayat: Test

Group leader Farm Details

Village Name	Tehsil	Total Area	Landmark	Land Record/Survey No.
Alampur	GANDHINAGAR	123-Hectares	near jamia masjid	2345

APPROVE

CANCEL

3). Click on Approve for Group Approval

4). Click on Cancel for Reject Group

Note: Admin will Receive Confirmation message once Group Activated/Rejected

5.3 Activate Input Supplier

ADMIN DASHBOARD

PENDING FARMERS: 0
APPROVE FARMERS

PENDING GROUPS: 0
APPROVE LOCAL GROUPS

PENDING CROPS: 0
APPROVE CROPS

PENDING INPUT SUPPLIERS: 1
APPROVE INPUT SUPPLIERS

ADMIN MENU

- Group Details >
- Farmer Details >
- Crop Details >
- Knowledge Mangement >
- Input Supplier Details >
- Reports
- History

DEEPAK PAL LOGOUT

1). Click on Approve Input Supplier

INPUT SUPPLIER ACTIVATION

SELECT	SUPPLIER NAME	ADDRESS	STATE	LICENSE NO.	CATEGORY	PRODUCT NAME	ENTRY DATE
<input type="checkbox"/>	Test Input Supplier	3rd level, Delhi Secretariat, I.P. Estate, New Delhi-110002 - 698773	DELHI	DUP56789H	Organic Fertilizers	Vermicompost	11/12/2018 12:00:00 AM

Q SUPPLIER NAME STATE NAME CERTIFICATE NO.

APPROVE CANCEL

Click on desire checkbox for Activation of Input Supplier

2). Click on Approve (For Input Supplier)

3). Click on Cancel for Reject Group (For Input Supplier)

Note: Admin will Receive Confirmation message once Input Supplier Activated/Rejected

5.4 Crop Activation

The screenshot shows the Jaivik Kheti Admin Dashboard. On the left is an 'ADMIN MENU' with options: Group Details, Farmer Details, Crop Details, Knowledge Mangement, Input Supplier Details, Reports, and History. The main area is titled 'ADMIN DASHBOARD' and contains four cards: 'PENDING FARMERS' (0), 'PENDING GROUPS' (0), 'PENDING CROPS' (1), and 'PENDING INPUT SUPPLIERS' (2). Each card has an 'APPROVE' button. A blue arrow points from the 'APPROVE CROPS' button to a text box below.

1). Click on Approve Crop

The screenshot shows the 'CROP ACTIVATION' page. It features a table with columns: VIEW, FARMER NAME, CERTIFYING AUTHORITY, CROP COUNT, STATE, VILLAGE, and ENTRY DATE. The first row shows a pending crop for 'Anup Purty' with a crop count of 1. Below the table is a search bar with labels for FARMER NAME, AUTHORITY NAME, STATE NAME, and VILLAGE NAME. A blue arrow points from the 'VIEW' icon in the first row to a text box below.

2). Click on View

FARMER CROP DETAILS

← Back Farmer Activation

Personal Details
 Name: Anup Purty
 Gender: Male
 Mobile No: 9874428002
 email: bhartiary@mtcindia.co.in

Address Details
 Address: ABC
 PIN: 110059
 State Name: KERALA
 District Name: KOTTAYAM
 Village Name: Erattupetta
 Mandal Block:
 Gram Panchayat: Test

Farm Details

Village Name	Tehsil	Total Area	Landmark	Land Record/Survey No.
Elackad	ERATTUPETTA	100-Acre	Near Farm gate	125GHJ/KO

Crop Details

✓	Season	Crop Category	Crop Name	Plantation Date	Pruning Date	Certification Level	FSSAI License No.	Allowed Qty
✓	Summer	FRUITS	Bibhitaki Shell Terminalia bellirica Fruits (12119099)	Nov 06, 2018	Nov 13, 2018	PGS-ORGANIC		1234.00- Quintals

APPROVE CANCEL

2). Click on approve for reject Crop

3). Click on Cancel for Reject Crop

6.0 KNOWLEDGE MANAGEMENT

6.1 Knowledge Repository Content Upload

The screenshot shows the 'KNOWLEDGE REPOSITORY CONTENT UPLOAD' form. On the left is an 'ADMIN MENU' with options: Group Details, Farmer Details, Crop Details, Knowledge Mangement (highlighted), UPLOAD DOCS, View Documents, Input Supplier Details, Reports, and History. The main form has four input fields: '* SELECT CONTENT TYPE' (a dropdown menu), '* ENTER TITLE', '* ENTER DESCRIPTION', and '* ENTER LINK'. Below these fields are 'SUBMIT' and 'CLEAR' buttons. Annotations include: a box for 'Video Tutorial', 'Training Material', and 'Government Policies' with icons; a box stating 'Here you can provide External link of Video Tutorial/Training Material/Government Policies Based on Selected Content' pointing to the '* ENTER LINK' field; a box saying 'Submit to publish KM' pointing to the 'SUBMIT' button; and a box saying 'Enter Appropriate Title' pointing to the '* ENTER TITLE' field.

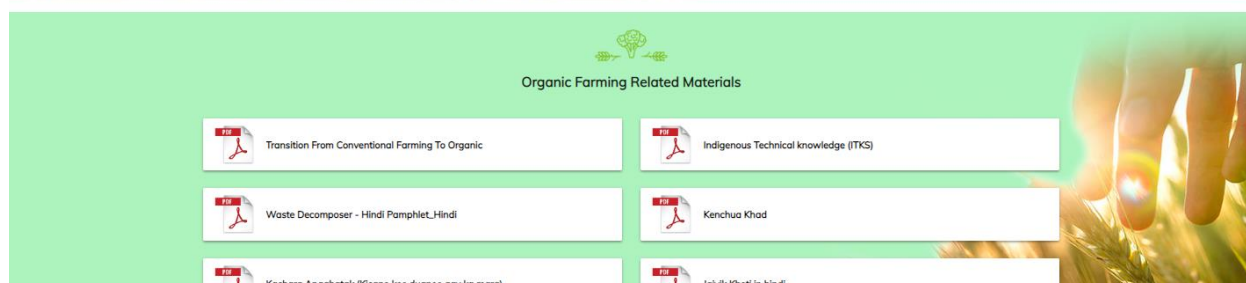

6.2 Knowledge Management

KM Portal is basically related about Video Tutorial, Training Material, Government Polices of Organic Farming, Organic Product, fertilizer etc.



Welcome to Jaivik Kheti Knowledge Management
Find all announcements, tutorials from Ministries and other Agriculture bodies

LATEST VIDEOS



7.0 KNOWLEDGE MANAGEMENT INPUT SUPPLIER

State wise Input Supplier and their contact have been given below:-

Input Supplier Name	State	Address	Contact Detail	Products
AGRO BIO TECH RESEARCH CENTRE LTD	KERALA	INDUSTRIAL AREA,POOVANTHURUTH, KOTTAYAM - 686012	abtecindia@gmail.com, 9446302900	Organic Manure (Organic Fertilizers)
Siddaganga Oil & Bio Industries LLP	KARNATAKA	N H 4,Tumakuru - 572103	siddibio@gmail.com, 8971122247	Liquid Consortia (Biofertilizers)
K N BIOSCIENCES INDIA PVT LTD	TELANGANA	Sy.no.487, Bachupally Village and Mandal, Medchal-Malkajigiri District, Hyderabad - 500090	sudhoknbl@gmail.com, 9908018102	Azotobacter (Biofertilizers)
M/S SAKTI BIOFERTILIZER	ODISHA	M/s Sakti Bio-Fertilizers, Bankuala, Mahisapat, Dhenkanal, Odisha, 759013 - 759013	saktibiofertilizers@rediffmail.com, 9439468968	Azospirillum (Biofertilizers)
Y S Sons Agrotech	HIMACHAL PRADESH	Vill : Malkumajra, Baddi, Dist : Solan Himachal Pradesh 173205 - 173205	info@yssonsagrotec.com , 9218514001	Acetobacter (Biofertilizers)
Director of Agriculture	WEST BENGAL	Govt of West Bengal		

8.0 CROP UPLOAD

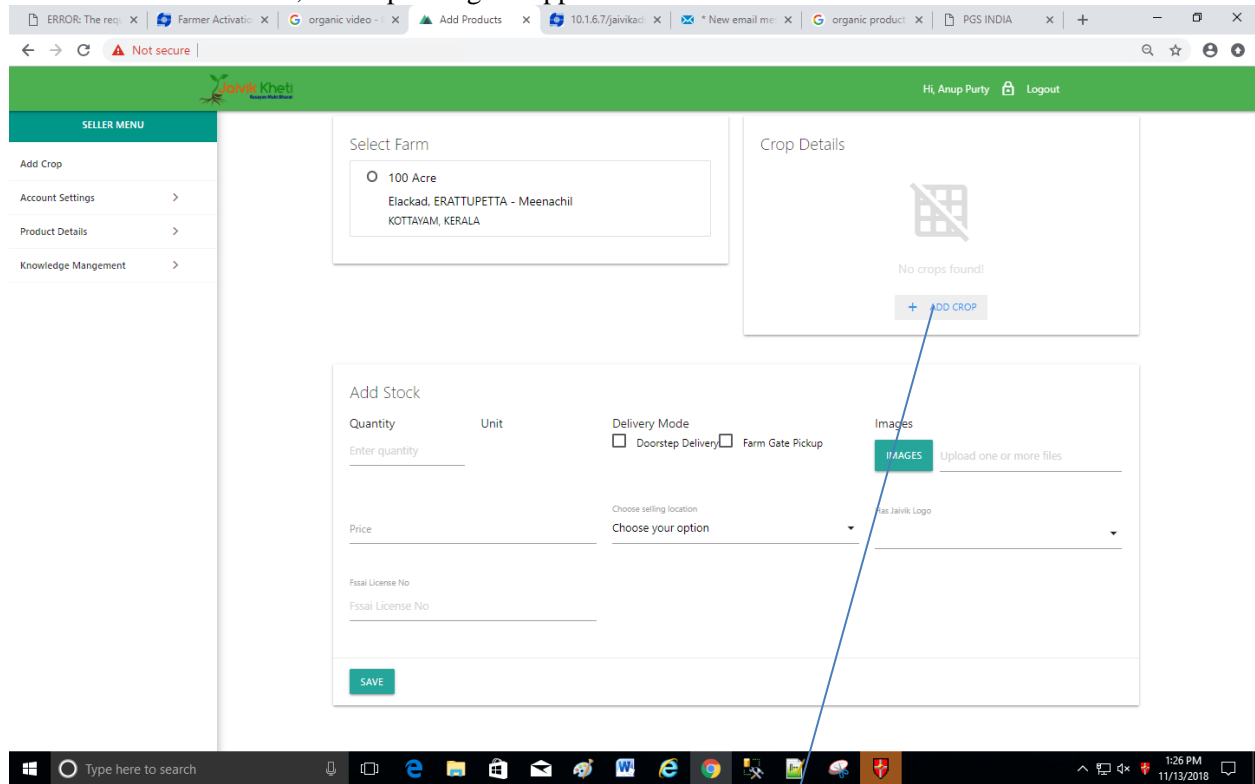
Add New Crop

Crop Category	Crop Sub Category	Select Season
FRUITS	Bel Extract/Aegel marmelos Fruits (081340)	Rabi
Plantation Date	Harvesting Date	Certification Level
11/05/2018	11/30/2019	LG3542727
Certification From Date	Certification To Date	Maximum allowed Quantity
11/20/2018	11/23/2018	1234

SUBMIT

1). Click on Add Crop, fill details of Crop and submit it

After Successful Submit, it will pending for approval of admin.



Note: PGS-Crop will come during login. No need to Upload Crop. Skip Step 1 for PGS and follow below common steps for all:-

Once Crop approved by admin (Refer 5.4), Crop will come under below screen

Farmer can select Farm and Crop and fill Details Quantity Allowed for sell

Kheti Kheti
Rajasthan Kheti Brand

Hi, Shri Test User Logout

SELLER MENU

- Account Settings >
- Product Details >
- Knowledge Mangement >
- Enquiry >
- Future Demand >

Certiified Crop Details

<input type="radio"/> COTTON (KAPAS)	PGS ORGANIC	6 Quintals	6 Quintals remaining
<input type="radio"/> ORANGE	PGS ORGANIC	10 Quintals	7 Quintals remaining
<input type="radio"/> SORGHUM (JOWAR/GREAT MILLET)	PGS ORGANIC	6 Quintals	6 Quintals remaining
<input type="radio"/> SOYBEAN (BHAT)	PGS ORGANIC	15 Quintals	15 Quintals remaining
<input type="radio"/> BLACK GRAM (URD BEAN)	PGS ORGANIC	2 Quintals	2 Quintals remaining
<input type="radio"/> PIGEON PEA (RED GRAM/ARHAR)	PGS ORGANIC	4 Quintals	4 Quintals remaining
<input type="radio"/> TURMERIC	PGS ORGANIC	6 Quintals	4 Quintals remaining

2). Select Crop

Enter Quantity of One Packet.
(Eg. 2 kg can be selected as given)

Kheti Kheti
Rajasthan Kheti Brand

Hi, Shri Test User Logout

SELLER MENU

- Account Settings >
- Product Details >
- Knowledge Mangement >
- Enquiry >
- Future Demand >

☒ PIGEON PEA (RED GRAM/ARHAR) PGS ORGANIC 4 Quintals 4 Quintals remaining

☐ TURMERIC PGS ORGANIC 6 Quintals 4 Quintals remaining

Add Stock

Product Details

Quantity of one pack: Select Unit:

Price of one pack: Number of packs:

Description about your product

The pigeon pea (*Cajanus cajan*) is a perennial legume from the family Fabaceae. Since its domestication in the Indian subcontinent at least 3,500 years ago, its seeds have become a common food in Asia, Africa, and Latin America. It is consumed on a large scale mainly in south Asia and is a major source of protein for the population of the Indian subcontinent.

Price of One Pack (Eg. Rs 200 for 2kg mentioned here)

No of Pack (Eg. Total 5 No. of pack of 2kg for sell)

The screenshot shows the 'Jai Kheti' portal interface. The top navigation bar is green with the logo and user information 'Hi, Shri Test User' and a 'Logout' link. The main content area is titled 'Delivery Details' and includes a 'Delivery Mode*' section with radio buttons for 'Doorstep Delivery' and 'Farm Gate Pickup'. A 'Choose selling location' dropdown is set to 'All over India'. Below this is a 'Validations' section with a 'GST Exempted' dropdown set to 'Yes' and a link 'DON'T KNOW ABOUT GST RATES? CLICK HERE.'. There is also a 'Fssai License No' field and a 'Has JaiVik Logo' dropdown set to 'Yes'. At the bottom, there is an 'Upload Images' section with a 'SELECT FILES' button and a note 'Upload one or more files'. A blue 'UPLOAD PRODUCT' button is also visible.

If you select doorstep delivery than need to mention Delivery Price for district, state and country

Select Delivery Mode either Farm Gate or Doorstep or Both

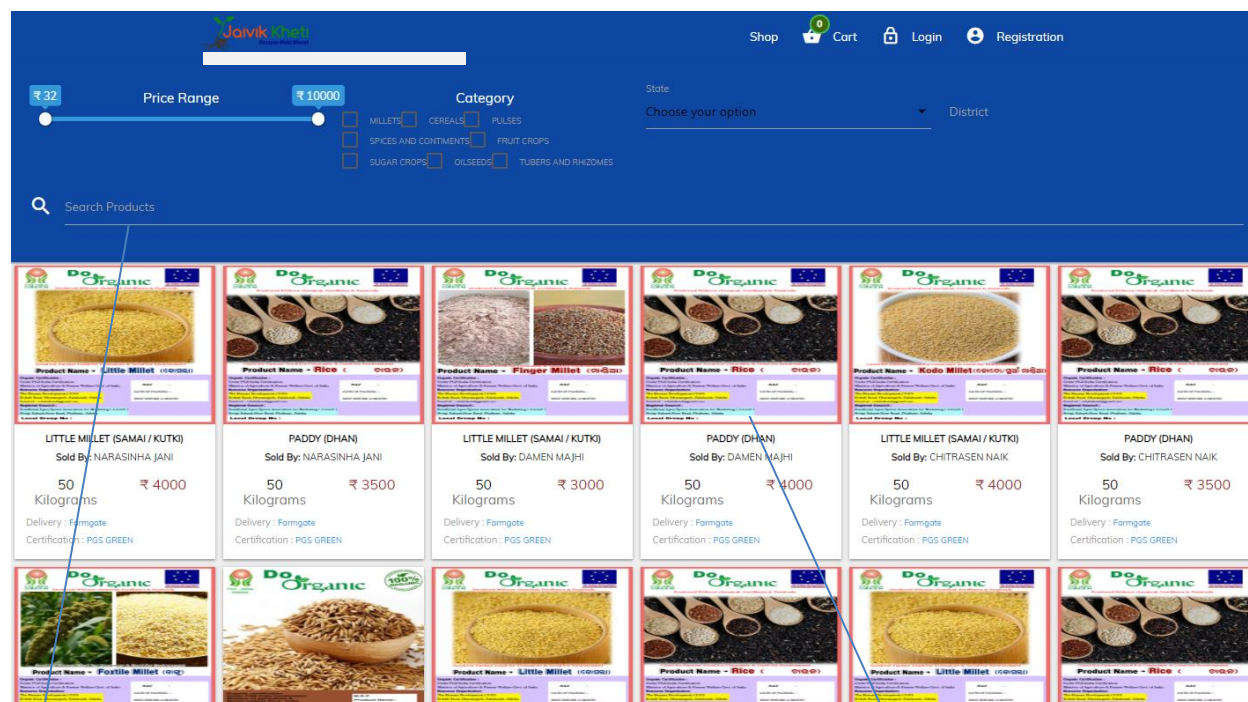
Browse and select Single or Multiple image for stock

Note:
Uploaded Product will come under shop section

Click on upload

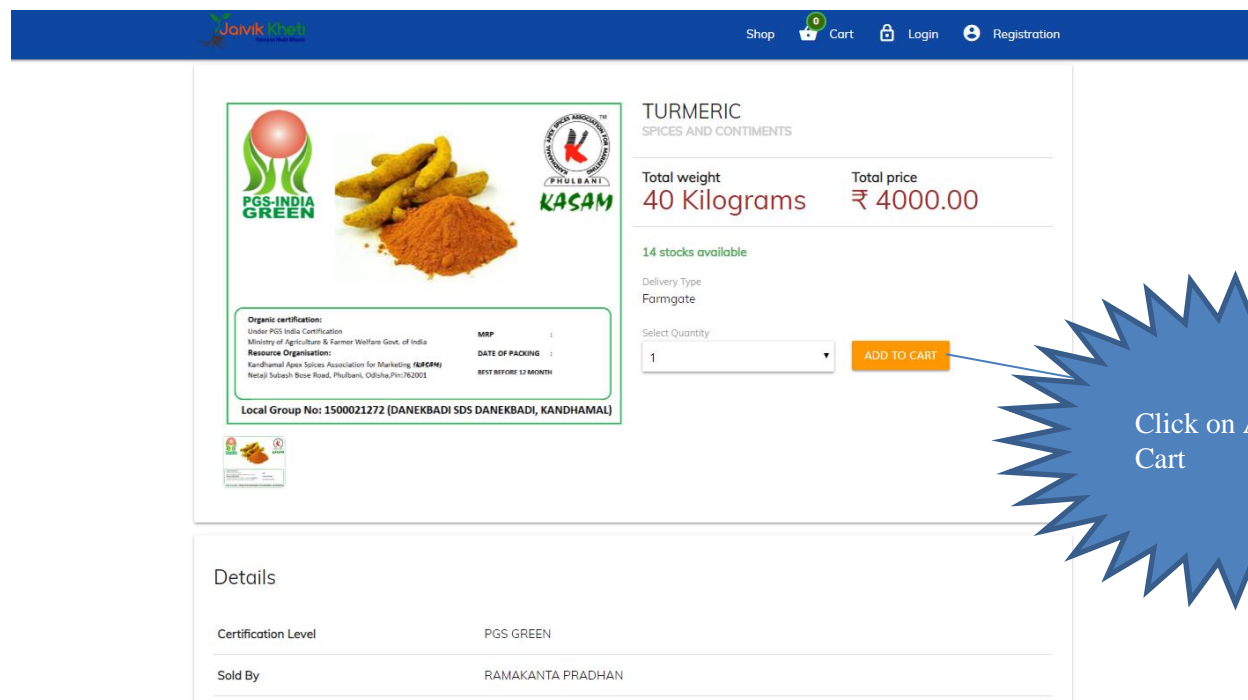
In case Farm Gate Pickup then selects farm gate pickup address from Popup

9.0 BUYER GUIDE



2). User Can filter by Crop name or price

3). Click here for product view



4.0 Using the System (Online)

Jaivik Kheti Shop Cart Login Registration

Your Cart

PADDY (DHAN)	25 Kilograms	₹ 1250.00	Doorstep Delivery
Quantities: 1			

Order Summary

PADDY (DHAN)	× 1
25 Kilograms	₹ 1250
GST(5%)	₹ 62.5
Delivery	₹ 0.00
Total:	₹ 1312.50

PROCEED TO PAYMENT

You need to Register or login using Mobile No and Password for further process

Jaivik Kheti Shop Cart Hi, Dhavalkumar Chandrakantbhai Gandhi

Your Cart

PADDY (DHAN)	25 Kilograms	₹ 1250.00	Doorstep Delivery
Quantities: 1			

Order Summary

PADDY (DHAN)	× 1
25 Kilograms	₹ 1250
GST(5%)	₹ 62.5
Delivery	₹ 1500.00
Total:	₹ 2812.50

PROCEED TO PAYMENT

Billing Address

S 63 to 66, 2nd Floor, City Mall
Landmark: Navjivan Mill Compound
GANDHINAGAR, Kalol
GUJARAT, 382721

Select Delivery Address

S 63 to 66, 2nd Floor, City Mall
Landmark: Navjivan Mill Compound
GANDHINAGAR, Kalol
GUJARAT, 382721

Select delivery address and process to Payment

Jaivik Kheti
Rasayan Mukh Bharat

IndusInd Bank

Amount: Rs. 2812.50 Transaction ID: 1531

Choose a payment method

Credit Card
Debit Card
Net Banking

Card Type

Card Number

Name on Card

CVV Number What is CVV number?

Expiry Date Month Year

Note: In the next step you will be redirected to your bank's website to verify yourself.

Pay Now

or Go back to www.jaivikkheti.in

Note: Making Payment on PayU is 100% safe. Your transaction is processed through a secure https internet connection based on secure socket layer technology.

You will receive Invoice Once your payment Success.

Submit Card Details(Credit/Debit/Net Banking) and pay now

Note: You will receive Acknowledgment, after Successful Transaction.

10.0 BIDDING

10.1 Forward Bidding

Forward auction are basic auction where in buyers bid in incremental manner to secure product set in auction. Sellers and buyers can be individuals, organizations etc.

10.2 Book Building

Book building is a process of price discovery. The Buyers bid for the Products quoting the price and the quantity that they would like to bid at. After the bidding process is complete, the 'cut-off' price is arrived.

In order to create book building type auctions, provisions must be provided to define the “Number of Levels” and difference in value in each level.

The auction floor may be same as our existing Book Building module where all the bands are displayed and bidder is allowed to quote against each band:

The screenshot displays the MSTC Auction Floor interface. At the top, there's a navigation bar with tabs for 'Welcome to MSTC Site', 'MSTC PAY ROLL MANAGEMENT', 'Education - Google AI', 'Common ML Problems | Intro', and 'E-Auction by MSTC'. The URL bar shows 'https://www.mstcauction.com/auctionhome/mstc/auct_floor_live_bb.jsp'. The main content area is titled 'Welcome test' and includes an 'Auction Info' button and a 'Sign Out' button. Below this, there are three main sections:

- Auction Details:** A table with columns for Auction No., Auction Start Date, Auction Close Date, Currency, and Terms & Cond. The data row shows: Auction No. MSTC/HO/DEMO SELLER BLR_1/13/BANGALORE/18-19/967, Auction Start Date 2019-01-08 11:58:00.0, Auction Close Date 2019-01-08 12:20:00.0, Currency INR, and Terms & Cond. [Click Here](#).
- Item Details:** A table with columns for Lot No., Lot Name, Quantity & UOM*, Close Time, Lot Details, and EMD Left. The data row shows: Lot No. 1, Lot Name Fly Ash, Quantity & UOM* 100000.0 MT, Close Time 2019-01-08 12:20:00.0, Lot Details [Click Here](#), and EMD Left 0.00.
- Price Level Details:** A table with columns for Price Level, Bid Quantity, BID, My Last Bid, Total Booked Quantity, and Booked Quantity as % of Req. Quantity. The data rows show:

Price Level	Bid Quantity	BID	My Last Bid	Total Booked Quantity	Booked Quantity as % of Req. Quantity
50.0	3000	BID	2000	2000.00	2.00
80.0		BID	1000	1000.00	1.00
110.0		BID	1000	1000.00	1.00
140.0		BID	1000	1000.00	1.00
170.0		BID	1000	1000.00	1.00
200.0		BID	-	0.00	0.00
230.0		BID	-	0.00	0.00
260.0		BID	-	0.00	0.00

The bottom of the screenshot shows a Windows taskbar with various application icons and a system clock indicating 12:18 on 08-01-2019.

For a particular price band, bidder will be allowed to quote only above the current bided quantity and not below it. Also if bidder has quoted for a higher price band, he would be allowed to quote for the lower price bands.

The provision of auto extension should not be there.

On closing of the e-auction, system will calculate the “Discovered Price” i.e. the Price at which maximum revenue is generated e.g. If at 50/- price band 100 MT is booked and at 60/- price band 50 MT is booked, then since max revenue is generated at 50/- price band, it will be the discovered price. As per the concept

of Book Building, allocation would be done at that particular price band provided minimum booking percentage specified by the Seller has been met (e.g. if seller has specified that, at least 80% booking has to be done, then final allocation to be made only if booking at the discovered price is 80% or more).

Input fields required:

Auction Creation/Edit:

1. New Event and Existing Event (This 2 radio buttons may be provided so that if the bidder clicks in New, the input box will open asking to insert Seller No and type of event and if Existing Event radio box is clicked, system will prompt to insert the event number)
2. Location (to be auto filled)
3. Auction start date and time
4. Auction Close date and time
5. Event view date; Inspection from and to dates.
6. Activate Auction (By default it may be selected No and seller would need to change it Yes as per their convenience)

Note: If the seller forgets to activate the auction, the auction number should populate in the link Auction Creation even after passing of the Auction Start time giving seller the scope to change the date, time and re-activate it.

Lot Entry:

1. Lot Number
2. Lot Name/Description (There may be a single field with word limit extended to 100 words)
3. Address/Location
4. State (in form of dropdown)
5. Unit of Measurement
6. Starting Band
7. Band difference
8. Number of bands

Links may be provided to the seller for view the allocation history and other relevant details like auction catalogue etc.

10.3 Reverse Bidding

A **reverse auction** is a type of **auction** in which sellers bid for the prices at which they are willing to sell their goods and services. In a regular **auction**, a seller puts up an item and buyers place bids until the close of the **auction**, at which time the item goes to the highest bidder.

10.4 Price Quantity Bidding

We may adopt the “single allocation per bidder” methodology for Price quantity bidding.

A certain quantity of material would be put up for auction. In the auction floor, Bidder will need to quote both **Quantity** and the **Price**. There may be a starting price for the material. Until there is residual material, bidders will be allowed to quote certain quantity at or above the Starting price. In case the bidder revises his own bid by changing the quantity or price, the earlier bid will be overwritten by the new one, provided it satisfies all the bidding conditions.

Once residual quantity becomes “0”, the process of de-allocation will start. De-allocation of already booked quantity will be based on Price and Time. 1st priority will be given to the bidder who is quoting the highest price. Therefore, while de-allocating the quantity, first the quantity of the bidder with L1 price is to be de-allocated followed by L2, L3... In case, 2 or more bidders have quoted the same price, de-allocation will be done from the bidder who has quoted at last.

In order to maintain the simplicity of the portal, we may remove the concepts of Pre Bid EMD, maximum booking. Functionality of the fields like Allocation Threshold and Min Booking may combine into one and it may be renamed appropriately. Similarly, Instead of Increment 1 and Increment 2, there should be only one increment field.

The auction floor must display the Name of the Item, Quantity, Starting Price, L1/H1 band for the lot, Input fields for Price and quantity, Bidding button, Button to check allocation History.

Basic Rules for bidding:

- 1) Bidder will initially be allowed to bid only at or above the starting price.
- 2) While revising his own bid, bidder will not be allowed to reduce the rate. He has to quote at least Rs 1 above the current rate.
- 3) Bidder would not be allowed to quote below the L1 rate (the H1/L1 band may be displayed for convenience).
- 4) **Example:** Suppose 1000 MT is put up for Price quantity bidding.

Current Residual Quantity	Bidder	Booking Quantity (In MT)	Booking Price (Rs)	Allotment status
1000 MT	Buyer 1	500	Rs 100	500 MT allotted
500 MT	Buyer 1	200	Rs 101	200 MT allotted and earlier bid overwritten.
800MT	Buyer 2	500	Rs 101	500 MT allotted to Buyer 2
300 MT	Buyer 3	400	Rs 101	Although quoted for 400 MT, only 300MT allotted since there is no more residue and bidder needs to increase their bid
0 MT	Bidder 4	500	Rs 102	500 MT allotted to Bidder 4. 300 MT de-allocated from Bidder 3 and 200 MT de-allocated from bidder 2, since price is same for Bidder 2 and 3 and therefore preference would be given to time. So current status of allocation: Buyer 1: 200 MT; Buyer 2: 300 MT; Buyer 3: 0 MT Buyer 4: 500 MT
0 MT	Bidder 3	500	Rs 103	500 MT will be allotted to Bidder 3. 200 MT gets de-allocated from Bidder 1 and 300 MT gets de-allocated from Buyer 2, as their Price is lower than Buyer 4.

Input fields required:

Auction Creation/Edit:

1. New Event and Existing Event (This 2 radio buttons may be provided so that if the bidder clicks in New, the input box will open asking to insert Seller No and type of event and if Existing Event radio box is clicked, system will prompt to insert the event number)
2. Location (to be auto filled)
3. Auction start date and time

4. Auction Close date and time
5. Event view date; Inspection from and to dates.
6. Activate Auction (By default it may be selected No and seller would need to change it Yes as per their convenience)

Note: If the seller forgets to activate the auction, the auction number should populate in the link Auction Creation even after passing of the Auction Start time giving seller the scope to change the date, time and re-activate it.

Lot Entry:

1. Lot Number
2. Lot Name/Description (There may be a single field with word limit extended to 100 words)
3. Address/Location
4. State (in form of dropdown)
5. Unit of Measurement
6. Starting Price
7. Taxes (If any)
8. Minimum Booking
9. Multiples of
10. Increment (once entered other than 1, bidders has to increment there bid in multiples of this value)

Separate links may be provided to View auction catalogue, Bid Sheets, Bid History to the seller.

A. APPENDIX

Menu Flow:

